

Waste Education Activity Sheet

WHICH BIN?

Activity 1

Draw a line between the waste items and the correct bin they belong in.

The activity sheet features a collection of waste items and three recycling bins. The items are: a can of soup, a blue plastic bottle, a green plastic bag, a blue soda can, a fish skeleton, a bag of chips, a banana peel, and a fish can. The bins are: a yellow-lidded bin labeled 'Recyclables' with a recycling symbol, a green-lidded bin labeled 'FOGO' with a leaf symbol, and a red-lidded bin labeled 'General waste' with a trash bag symbol.

Waste items to be sorted:

- Can of soup
- Blue plastic bottle
- Green plastic bag
- Blue soda can
- Fish skeleton
- Bag of chips
- Banana peel
- Fish can

Recycling bins:

- Recyclables (Yellow lid)
- FOGO (Green lid)
- General waste (Red lid)

NO GO IN FOGO

Activity 2.

The organic items in the Food Organics and Garden Organics (FOGO) bin are destined to become wonderful compost!

Compost is organic matter that decays in an aerobic environment, once decomposed it can be used as fertiliser to help grow food or gardens.

Help us make sure the bins and our compost are not contaminated by crossing out all of the items that do not belong in the green lid FOGO bin.







DESIGN A BIN

Activity 3.


Get creative by drawing and colouring in a design on the front of each bin. Try to include the correct colour on the bin lid .



RECYCLING



FOOD ORGANICS AND
GARDEN ORGANICS



GENERAL WASTE

FIND THE CONTAMINANTS

Activity 4.

The items in your yellow lid recycling bin are recovered and reused to make new products. When the incorrect items that cannot be recycled are placed in your yellow lid recycling bin at home they contaminated the items that can be recycled. This means that lots of items are wasted that may have otherwise been reused, adding to landfill and wasting all of the energy, water and materials that went into making and transporting those items.

In the find a word below, find and circle the items that contaminate recycling bins.

S W M P H F T X A S H N M S I F N D
 V B L A A P E P N A G H E N H Y G I
 I L L L U Z E I J M B I B S U X N R
 Q E O U H K T T J U R H S I D D I T
 H I K P B T C Z W E W U Y G C N H Y
 Y L Q G N T R T T A J G S L X Q T P
 S B E I H F H T J X S B T D D T O I
 N A A Q K W A G L I E T S A W E L Z
 G P Z F E B W N I J K C E J F V C Z
 Y J E O S O F T P L A S T I C S Z A
 G X J O P G R E X X E Q Y B J P T B
 Q T Y D L V Q V M N Y G B C B X U O
 D D Y W T J G K O R H Y C D I L P X
 T C V A A N E Q R I U Z C H R Y X E
 P L A S T I C B A G S W K P L P A S
 J M K T A F N M R B O H B G F R G Z
 A Y U E D P Q K Q O B T C L E C J E
 K G D G R P I B D I Q H E B K M M D



P _ _ _ _ T _ _ _



D _ _ _ _ P _ _ _ _ B _ _ _ _



F _ _ _ _ W _ _ _ _



S _ _ _ _ P _ _ _ _ _



B _ _ _ _ _ _ _



P _ _ _ _ _ _ B _ _ _



C _ _ _ _ _ _ _



L _ _ _ _ B _ _ _ _



P _ _ W _ _ _ _



E _ _ _ _ _



W _ _ _

ANSWERS

Activity 1 Answers

Recycling Bin- tuna can, soup tin, soda can, rigid plastic laundry bottle.

FOGO bin- banana peel, fish bones, garden clipping.

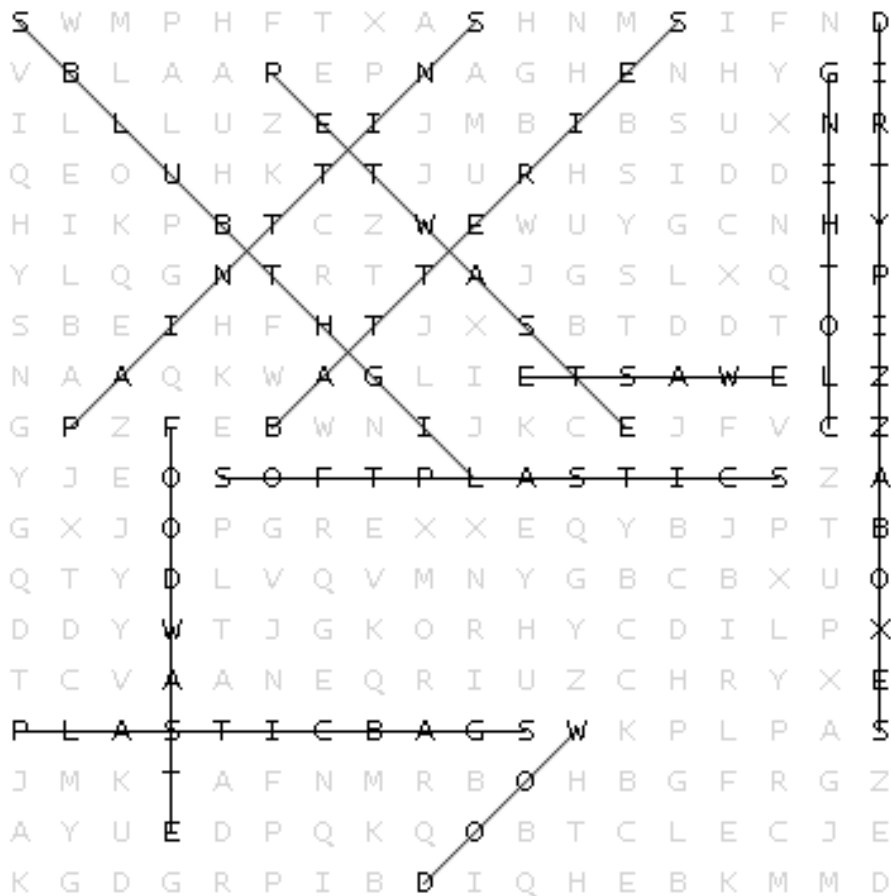
General Waste bin- plastic bag, chip packet.

Activity 2 Answers

Items pictured that cannot go in FOGO include

- Toothpaste and toothbrush
- Plastic bottle
- Soda can
- glass jar
- aerosol can
- plastics bag
- the cardboard box and brown paper bag can be put in FOGO if they are unclean, if they are clean they should be placed in the recycling bin.

Activity 4 Answers



To find out more...



Please check your council's website for further information or contact the Resource Recovery Education Officer at your relevant council.

Dubbo Regional Council


<https://www.dubbo.nsw.gov.au/>

(02) 6801 4000



Mid-Western Regional Council

<http://www.midwestern.nsw.gov.au/> 1300 765 002



Narromine Shire Council

<https://www.narromine.nsw.gov.au/> (02) 6889 9999

